





OVERRUN DEVICE V

1,500 to 2,700 kg



SAP: AE KPL V OB 251S DINÖSE GASF

AE V 251S with DIN eye

Part no.	Type	Gross weight in kg	Nose load in kg	Drawbar installation version	Change-over relay lever?	Can be combined with AL-KO wheel brake	Hitch mounted				
240 007	251S	1,500–2,700	120	top	Yes	1637 / 2051	DIN eye	16	–	40	2
242 942	251S	1,500–2,700	120	top	Yes	2361	DIN eye	16	–	40	20
242 938	251S	1,500–2,700	120	top	Yes	3062 / 3081	DIN eye	16	–	40	20

ECE test report no.

Overrun device: 361-0044-97

ECE type approval no.

Drawbar installation: E1 55R-01 0227

