





OVERRUN DEVICE V

1,500 to 2,700 kg

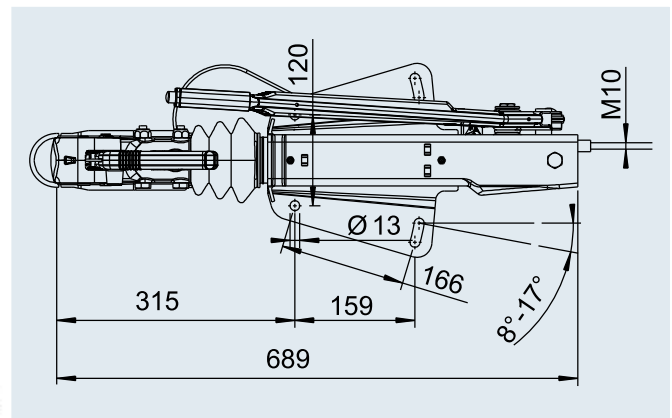


SAP: AE KPL V OB 251S AK270 GASF

AE V 251S with AK 270 and Soft-Dock





Part no.	Type	Gross weight in kg	Nose load in kg	Drawbar installation version	Change-over relay lever?	Can be combined with AL-KO wheel brake	Hitch mounted				
1 251 916	251S	1,500–2,700	120	top	Yes	1637 / 2051	AK 270	14	–	40	2
1 251 917	251S	1,500–2,700	120	top	Yes	2361	AK 270	14	–	40	20
1 251 918	251S	1,500–2,700	120	top	Yes	3062 / 3081	AK 270	14	–	40	20

3



SAP: AE KPL V UN 251S AK270 GASF

AE V 251S with AK 270 and Soft-Dock

Part no.	Type	Gross weight in kg	Nose load in kg	Drawbar installation version	Change-over relay lever?	Can be combined with AL-KO wheel brake	Hitch mounted				
1 251 919	251S	1,500–2,700	120	bottom	Yes	1637 / 2051	AK 270	14	–	40	2
1 251 920	251S	1,500–2,700	120	bottom	Yes	2361	AK 270	14	–	40	20
1 251 921	251S	1,500–2,700	120	bottom	Yes	3062 / 3081	AK 270	14	–	40	20

