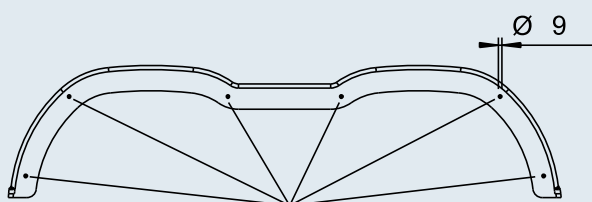


# AILES

Tandem, sans bavette de protection

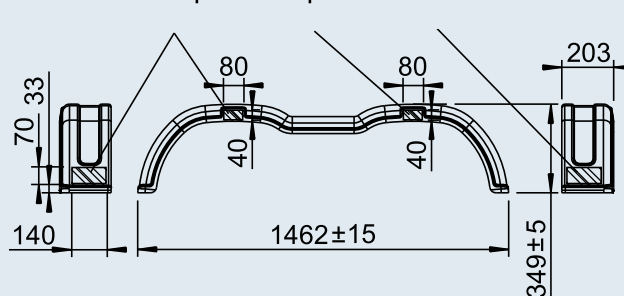


## TA 200

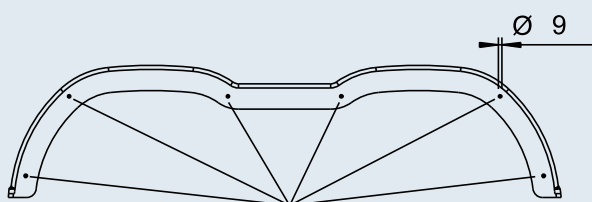


Trous de fixation recommandés !

Zone possible pour autocollant

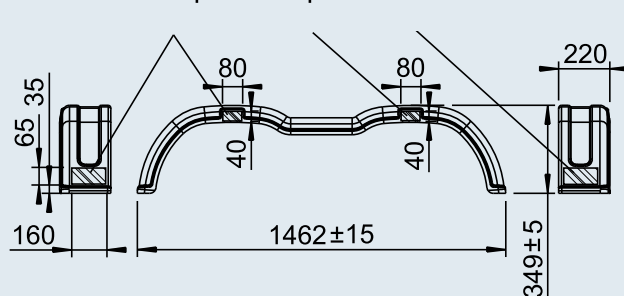


## TA 220



Trous de fixation recommandés !

Zone possible pour autocollant



### Ailes BASIC tandem, sans bavette de protection

Type	Code article	SAP	Procédé	Couleur RAL	Rayon maxi admissible de pneumatique				
TA 200	1 220 964	KOTFLÜGEL TA20146	embouti	Semblable au noir RAL 9017	335 mm	1,85	–	60	2
TA 220	246 120	KOTFLÜGEL TA22146	embouti	Semblable au noir RAL 9017	335 mm	1,85	–	60	2