





OVERRUN DEVICE SQUARE

without drawbar section 950 to 1,600 kg

SAP: AE KPL VKT 70 161S AK161 GASF

AE VKT 161S – VKT 70 with AK 161 and Soft-Dock

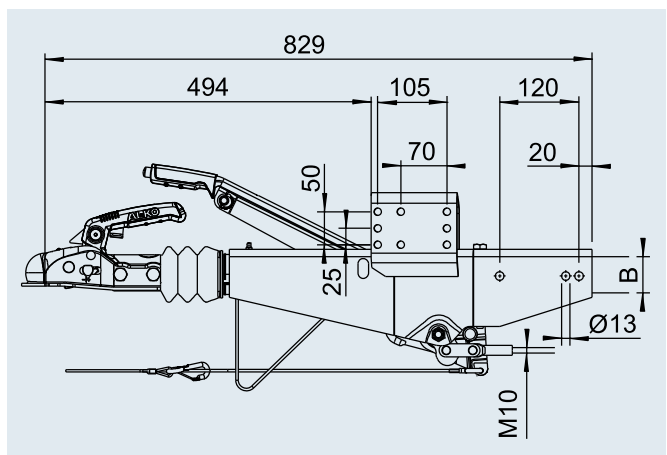
Part no.	Type	Gross weight in kg	Nose load in kg	Dimension B \square mm	Change-over relay lever?	Can be combined with AL-KO wheel brake	Hitch mounted				
1 251 904	161S	950 – 1,600	100	70	No	1636G/1637/2051	AK 161	15	–	40	2
1 251 905	161S	950 – 1,600	100	70	No	2361	AK 161	15	–	40	2

ECE test report no.

Overrun device: 361-0047-97





ECE type approval no.

Drawbar installation: E1 55R-01 0267



SAP: AE KPL VKT 100 161S AK161 GASF

AE VKT 161S – VKT 100 with AK 161 and Soft-Dock

Part no.	Type	Gross weight in kg	Nose load in kg	Dimension B \square mm	Change-over relay lever?	Can be combined with AL-KO wheel brake	Hitch mounted				
1 251 906	161S	950 – 1,600	100	100	Yes	1637 / 2051	AK 161	16	–	40	2
1 251 907	161S	950 – 1,600	100	100	Yes	2361	AK 161	16	–	40	2

ECE test report no.

Overrun device: 361-0047-97

ECE type approval no.

Drawbar installation: E1 55R-01 0267

