





SAP: AE KPL VKT 60 90S/3 AK161 GASF

AE VKT 90S/3 with AK 161 with Soft-Dock

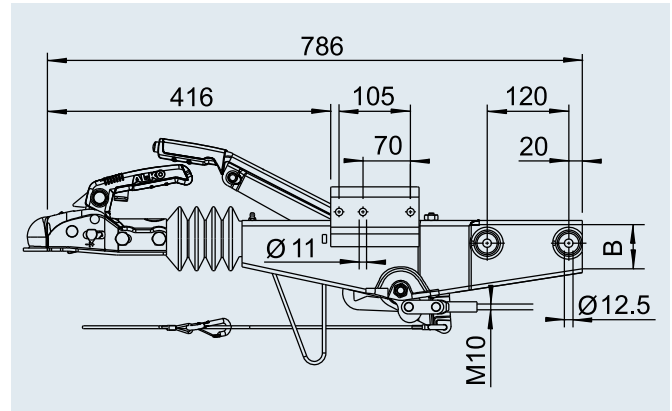
Part no.	Type	Gross weight in kg	Nose load in kg	Dimension B \square mm	Change-over relay lever?	Can be combined with AL-KO wheel brake	Hitch mounted				
1 251 902	90S/3	700 – 1,000	75	60	No	1637 / 2051	AK 161	11	–	50	2

ECE test report no.

Overrun device: 361-033-92





ECE type approval no.

Drawbar installation: E1 55R-01 0233



SAP: AE KPL VKT 70 90S/3 AK161 GASF

AE VKT 90S/3 with AK 161 with Soft-Dock

Part no.	Type	Gross weight in kg	Nose load in kg	Dimension B \square mm	Change-over relay lever?	Can be combined with AL-KO wheel brake	Hitch mounted				
1 251 903	90S/3	700 – 1,000	75	70	No	1637 / 2051	AK 161	11	–	50	2

ECE test report no.

Overrun device: 361-033-92

ECE type approval no.

Drawbar installation: E1 55R-01 0233

