





OVERRUN DEVICE SQUARE

without drawbar section 1,500 to 2,600 kg

SAP: AE KPL VKT 100 251S AK270 GASF

AE VKT 251S with AK 270 and Soft-Dock

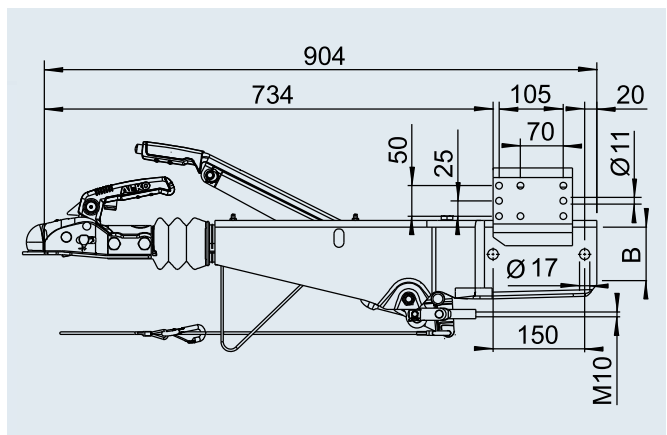
Part no.	Type	Gross weight in kg	Nose load in kg	Dimension B \square mm	Change-over relay lever?	Can be combined with AL-KO wheel brake	Hitch mounted				
1 251 908	251S	1,500 – 2,600	100	100	Yes	1637 / 2051	AK 270	20	–	25	2
1 251 909	251S	1,500 – 2,600	100	100	Yes	2361	AK 270	20	–	25	20

ECE test report no.

Overrun device: 361-0044-97





ECE type approval no.

Drawbar installation: E1 55R-01 0268



SAP: AE KPL VKT 100 251S DINÖSE GASF

AE VKT 251S with DIN eye

Part no.	Type	Gross weight in kg	Nose load in kg	Dimension B \square mm	Change-over relay lever?	Can be combined with AL-KO wheel brake	Hitch mounted				
240 010	251S	1,500 – 2,600	100	100	Yes	1637 / 2051	DIN eye	21	–	25	20
242 960	251S	1,500 – 2,600	100	100	Yes	2361	DIN eye	21	–	25	20

ECE test report no.

Overrun device: 361-0044-97

ECE type approval no.

Drawbar installation: E1 55R-01 0268

