

# FRENI A REPULSIONE V ALTEZZA REGOLABILE

## 350 VB BASIC con timone 3.500 kg



### TECNICA

#### Tipo freno a repulsione 350 VB BASIC, 3.500 kg

Braccio intermedio con timone 350 VB BASIC, 3.500 kg

Carico d'appoggio consentito per occhione DIN 150 kg  
per giunto a sfera 150 kg

#### N. verbale di approvazione ECE:

Freno a repulsione: 361-017-14

#### N. approvazione ECE:

Carcassa repulsore: E1 55R-01 2454

Leva di rinvio reversibile:

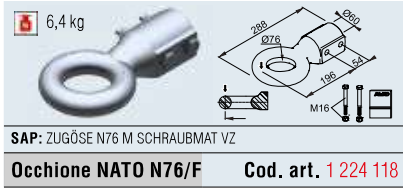
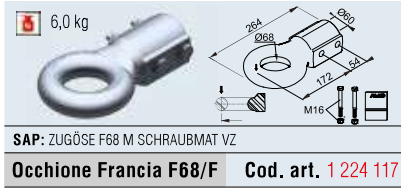
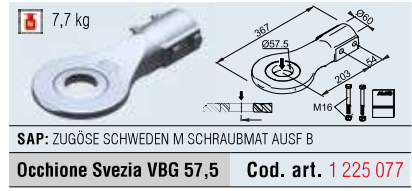
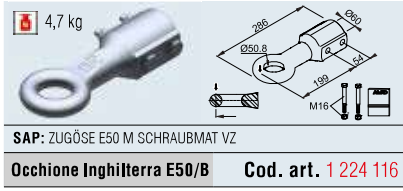
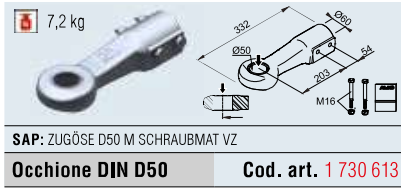
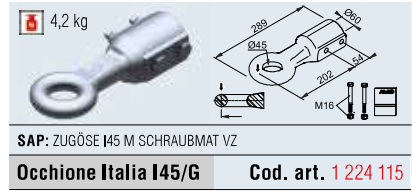
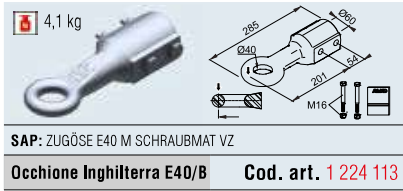
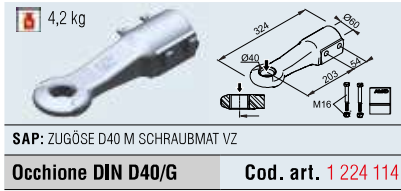
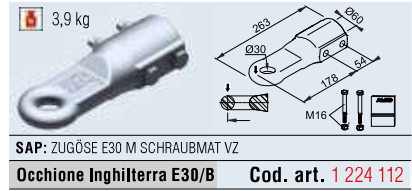
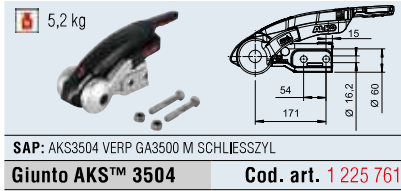
Sì  No



**SAP:** AE ZKF 350VB BASIC M DEICHSPR

Freno a repulsione compl. con profilo per asta montato (senza parti del giunto)								
Lunghezza timone E in mm	Lunghezza totale K a D° occhione DIN	AE compl. con timone per freno ruota 2051	AE compl. con timone per freno ruota 2361	AE compl. con timone per freno ruota 3081/3062				
1.310	2.610	200 599 44	1 272 702	200 599 22	109	–	3	20
1.390	2.690	200 599 45	200 599 01	200 599 23	112	–	3	20
1.470	2.770	200 599 46	200 599 02	200 599 24	114	–	3	20
1.550	2.850	200 599 47	200 599 03	200 599 25	116	–	3	20
1.630	2.930	200 599 48	200 599 04	200 599 26	118	–	3	20
1.710	3.010	200 599 49	200 599 05	200 599 27	120	–	3	20
1.790	3.090	200 599 50	200 599 06	200 599 28	123	–	3	20
1.870	3.170	200 599 51	200 599 07	200 599 29	125	–	3	20
1.950	3.250	200 599 52	200 599 08	200 599 30	127	–	3	20
2.030	3.330	200 599 53	200 599 09	200 599 31	129	–	3	20
2.110	3.410	200 599 54	200 599 10	200 599 32	131	–	3	20
2.190	3.490	200 599 55	200 599 11	200 599 33	134	–	3	20
2.270	3.570	200 599 56	200 599 12	200 599 34	136	–	3	20
2.350	3.650	200 599 57	200 599 13	200 599 35	138	–	3	20
2.430	3.730	200 599 58	200 599 14	200 599 36	140	–	3	20
2.510	3.810	200 599 59	200 599 15	200 599 37	142	–	3	20
2.590	3.890	200 599 60	200 599 16	200 599 38	145	–	3	20
2.670	3.970	200 599 61	200 599 17	200 599 39	147	–	3	20
2.750	4.050	200 599 62	200 599 18	200 599 40	149	–	3	20
2.830	4.130	200 599 63	200 599 19	200 599 41	151	–	3	20
2.910	4.210	200 599 64	200 599 20	200 599 42	153	–	3	20
2.990	4.290	200 599 65	200 599 21	200 599 43	156	–	3	20

## Occhioni/giunti montaggio esterno: Occhioni carico d'appoggio 350 kg, collegamento D60 / 350 VB



3

## Giunto freno a repulsione compl. con timone montato (senza parti del giunto)

